



Action Sprint Tour

2020

Official Rules and Regulations

DISCLAIMER: *“The rules and/or regulations set forth herein are designed to provide for the orderly conduct of racing events and to establish minimum acceptable requirements for the orderly conduct of racing events within the Action Sprint Tour. These rules shall govern the condition of all events, and by participating in these events, all participants are deemed to have complied with these rules. **NO EXPRESSED OR IMPLIED WARRANTY OF SAFETY SHALL RESULT FROM PUBLICATION OF OR THE COMPLIANCE WITH THESE RULES AND/OR REGULATIONS.** They are intended as a guide for the conduct of the sport and are in no way a guarantee against injury or death to a participant, spectator, or official.*

*The Technical Inspector (s) or Director of Racing Operations shall be empowered to permit reasonable and appropriate deviation from any of these specifications herein or impose any further restrictions that in his / her opinion do not alter the minimum acceptable requirements. **NO EXPRESSED OR IMPLIED WARRANTY OF SAFETY SHALL RESULT FROM SUCH ALTERATION OF SPECIFICATIONS.** Any interpretation or deviation of these rules is left to the discretion of the Director of Racing Operations or his / her appointee. Their decision is final.”*

It is the responsibility of each competitor to read, understand and comply with these rules as written. They are neither foolproof nor exhaustive. They are intended to provide fair and competitive racing for all who participate in this division. The spirit and intent of these rules is the standard that will be used for competition within the Action Sprint Tour and Action Sprint Tour Sanctioned Tracks. Action Sprint Tour officials are authorized to decide if an equipment change or addition is an attempt to circumvent these rules or provide an unfair advantage. Action Sprint Tour officials can and will disqualify any entry in violation of the spirit and intent of these rules. Decisions will be based on common sense, consistency, impartiality and fairness. If there is disagreement or dispute regarding the meaning, interpretation, or application of these rules, Action Sprint Tour officials' decisions shall prevail. If these rules do not specifically say that you can add, change, or modify something, then you should consider that addition, change or modification illegal. Any questions about the legality of an addition or modification not covered by these rules must be answered by Action Sprint Tour officials in writing, and their decision is final.

Action Sprint Tour reserves the right to alter or amend these rules at any time in the interests of safety, cost control or fair competition. The safety of each racecar and all equipment is the complete responsibility of the driver/owner, and the driver/owner acknowledges this responsibility by participating in any racing activity with the Action Sprint Tour.

1.0 - General Rules:

- 1.1 - Drivers must be 14 years of age. Under 18 years of age, an insurance document (*parental consent form*) must be signed by both parents and/or legal guardians and filed with the Action Sprint Tour.
- 1.2 - Drivers will be paid only after all technical inspections are completed.
- 1.3 - Drivers are considered as an independent contractor and as such are responsible for all charges and taxes (as applicable) on any funds received from the Action Sprint Tour.
- 1.4 - Drivers or their crews will not consume alcoholic beverages at any time prior to or during an event. Use, sale, or distribution of illegal drugs at any time shall be cause for immediate and indefinite suspension. Participation by a team member in either activity will result in disqualification with all points and earnings toward the year end point fund being forfeited.
- 1.5 - Rough driving resulting in injury to a competitor or disabling their equipment, or verbal and/or physical abuse is inappropriate behavior will not be tolerated. No further warning will be given.
 - 1.5.1 - If a driver or team member is deemed to have committed inappropriate behavior, the team may be disqualified.
 - 1.5.2 - If disqualification is imposed for the incident, monies won along with any and all points will be rescinded for the night and a one week suspension will be imposed for the first offence.
 - 1.5.3 - A subsequent offence will result in suspension for the remainder of the year and all points earned will be stripped.
 - 1.5.4 - Incidental contact (causing a competitor to “spin out”) may result in penalty being imposed ranging from two positions on the track (imposed by the Race Director) to disqualification from the event and being scored last at the discretion of the Race Director (if the severity warrants) if no caution results from the incident.
 - 1.5.5 - If a caution occurs from the incident and the Race Director deems the contact purposeful, they have the discretion of placing the offending car to the tail and / or giving the victim their running position back. Position penalties will be addressed at the next caution / red flag period or the end of the race whichever comes first.
 - 1.5.6 - Disqualification from the event will be imposed for inappropriate behavior and will carry the suspension penalty.

- 1.5.7 - Any driver stopping on the race track to protest will be disqualified for the remainder of the evening, scored last in that event, “AND FORFEIT ALL MONIES and POINTS EARNED FOR THE EVENING”.
- 1.6 - The driver is the sole spokesperson for the race team and is responsible for their actions. Any drivers or crewmembers fighting will result in disqualification for that team and all points and monies for that evening will be forfeited. Striking an official will result in disqualification for the evening, forfeiture of all points and monies for that evening, and up to a one year suspension.
- 1.7 - Other penalties may be levied dependent on the severity of the situation.
- 1.8 - The driver or a representative must attend the evening drivers meeting or start scratch for their heat race. Roll call may be used at any time.
- 1.9 - You must let track official know if you are driving a different car than your regular one on any given race night in order to award points correctly.
- 1.10 – Helmets ARE RECOMMENDED TO BE WORN anytime the racecar is in motion.

2.0 - Alternates:

- 2.1 – No Alternates will be used at Action Sprint Tour events to complete a full field. If one or more qualified cars cannot start the feature event, no non-qualified cars will be used to fill those spots.

3.0 Driver Changes:

- 3.1 - Car and driver qualify as a team. Each driver may qualify only one car. Drivers will be permitted to change cars after taking the green flag of his/her qualifying heat race provided:
 - 3.1.1 – The car is scratched if already qualified through a heat race;
 - 3.1.2 – A qualifying event (“B” Main) remains on the program;
 - 3.1.3 – They start scratch in the qualifying event.
 - 3.1.4 – If no “B” Main is required and a position remains open in the “A” Main (24 Cars Maximum) they may start scratch in the “A” Main.

4.0 Qualifying Procedures:

- 4.1 – No Time Trials for Regular Events will be run. ALL drivers are to report to the registrar immediately upon arrival at the speedway to draw their pill for positioning in the qualifying events. Line-ups will be posted 15 minutes prior to Hot Laps. Anyone not drawing before line-ups are posted will be placed at the back of the heat races.

5.0 - Racing:

- 5.1 - You are allowed only one push off per race. If you require a second push off, you will go to the tail. After drivers have been called to line up for a race, all drivers must be ready for push off *with their group* or will start at the tail of their race. *If not ready for push off when the last car running in their group enters the race track, they will not be allowed to start.* If belts come loose, driver must stop by an official to buckle up and will not be penalized. Rows will move straight up to fill voids in the scheduled line up caused by cars scratching or failing to show.
- **5.1.1 - Yellow flag:**
 - 5.1.1.1 - All cars that stop on the racetrack or spin bringing out a yellow will go to the tail.
 - 5.1.1.2 - During yellow, no working on the car is allowed on the track or the car will be disqualified for that event.
 - 5.1.1.3 - Cars upon stopping on the race track twice (2) during heat races or twice (2) during the “B” or “A” Main causing and/or being involved in an incident where a yellow or red flag needs to be displayed will be disqualified from that race at that time.
 - 5.1.1.4 - First lap restarts; inside or outside row will move straight up to fill a void for a missing car.
 - 5.1.1.5 - Any car that does a 360 spin and does not bring out a yellow flag will continue to race where it falls in line. If the yellow does come out, the car will be placed at the tail of the field and be charged with a yellow. The track flag person will determine if a yellow flag is needed and will have final say to what any yellow flag was displayed for.
 - 5.1.1.6 - A yellow flag will be displayed for any debris deemed to be in the racing groove and a danger to the competitors. Any car that can be identified as causing a yellow flag for depositing the debris will be charged with the yellow and placed at the tail of the field.
 - 5.1.1.7 - The track flag person in conjunction with the Race Director will determine if a yellow flag is needed and will have final say to what any yellow flag was displayed for. If the one-way radio communication is provided by approved track personnel other than the On Race Director, they should not initiate the call for yellow (or red) until directed.
 - 5.1.1.8 - During all yellow flag situations, cars must get single file and pack the top of the track if conditions allow so.

○ **5.1.2 - Red flag:**

Do not pass the crash site. Pull to the topside of the track and stop immediately.

- 5.1.2.1 – “CLOSED” red flags only. On a closed red, crewmembers will not be allowed on racing surface unless directed to do so by the Race Director. No work is allowed at any time on the racing surface by any team.
- 5.1.2.2 – During “B” & “A” Main action, Any car wishing to make repairs may advance to the PIT prior to the yellow flag being displayed provided they DO NOT have to go through the accident scene and then only after they are given permission to do so by the Race Director and only at his discretion.
- 5.1.2.3 – The work area 2 minute timer will begin once the track goes back to yellow flag condition.
- 5.1.2.4 – Violation of red flag procedures will result in disqualification for the evening and FORFEITURE OF ANY POINTS and MONIES EARNED. No red flag will be displayed for a fuel stop.

- **5.1.3 - Black flag:**
 - If the Black Flag is waved for you it means you are disqualified from that race and must return to the pit immediately (*or infield clear of the racing surface*). Scoring will stop for you. Failure to leave the track will result in disqualification from all remaining races for the evening and *all points and monies* for that evening will be forfeited.

- **5.1.4 - Starts:**
 - 4.1.4.1 – Starts will be at the white line in turn four for all cars. Pole sitter sets a moderate steady pace. Race starts when the front row reaches the white line. ALL cars must be in a tight nose to tail formation in their original starting lineup position.
 - 5.1.4.2 – Once the green flag is displayed racing begins immediately.
 - 5.1.4.3 – A *yellow flag will be displayed for either car on the front row passing before the start of the race. (Passing is defined as being clear of the car beside you). The car that causes the yellow will be charged with the yellow and will be moved back one row in their line for the double file restart.*
 - 5.1.4.4 – All other cars in rows two and beyond will be charged with a jump start if they are out of line, leave an excessive amount of room between themselves and the car directly ahead of them, or pass before the white line as they start the race. No yellow flag will be displayed for these violations and two positions per car passed penalty will be assessed at the first caution (or red flag period) or if neither instance occurs the penalty will be assessed at the conclusion of the race.

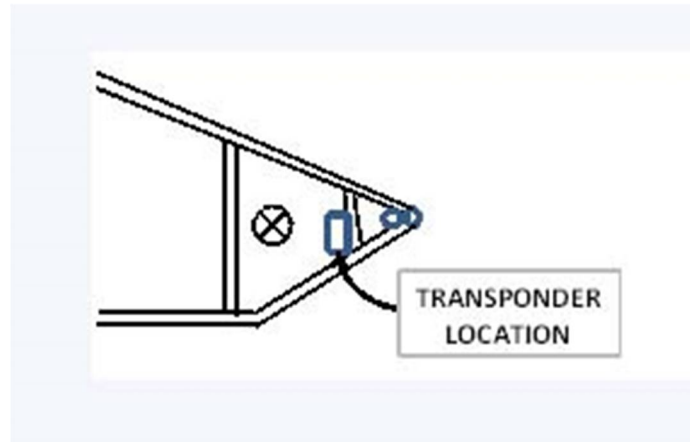
“NO WARNING WILL BE GIVEN FOR FALSE STARTS”

- **5.1.5 - Lining up for Restarts:**
 - Form a single line, nose to tail. Officials will correct the line-up when received from the scorers. Lapped cars must hold their positions in all races.
- **5.1.6 - Restarts:**
 - 5.1.6.1 – ALL restarting line-ups will be single file after one complete lap with lapped cars being placed in their running order in the line-up.
 - 5.1.6.2 – ALL restarts will be at the cone.
 - 5.1.6.3 – Cars must pass between cone and outside barrier of track. Leader of race has option to start acceleration in the designated restart area.
 - 5.1.6.4 – No passing before the cone, driving below or hitting the cone. Any car in violation will be charged with two positions per car passed, or two positions for hitting or driving under cone.
 - 5.1.6.5 – *These penalties will be assessed at the next yellow or red or at the end of the race if further slowdown does not occur.*
 - 5.1.6.6 – If yellow must come out for the cone, the car that hit the cone will be charged with a yellow and must start at the tail.
- **5.1.7 - Work Area:**
 - 5.1.7.1 - Designated work area will be announced when determined to be necessary. You may change a tire or complete other work under yellow flag only in designated work area if declared.
 - 5.1.7.2 - A two-minute allowance will be given to lead lap cars only, **while under a Yellow Flag** once the car reaches the designated work area during “A” Main only. The two minutes will begin when the Pit Steward indicates that the car has reached their work area and will be kept by the On Track Race Director.
 - 5.1.7.3 - When the one lap signal (white flag) is displayed, the car will not be allowed to return to track. Any car performing work including changing or removing a tire for any reason will start at the tail.
 - 5.1.7.4 - Any work completed outside of the declared designated work area will result in disqualification from that event and the car will be scored last.
 - 5.1.7.5 - When a work area is used, cars may fire from the work area **using a track push truck only** and re-enter the race track.
 - 5.1.7.6 – Cars that pull into the infield and stop will forfeit their work area time and will not be permitted to continue.
- **5.1.8 – Entering and Exiting the Pits**
 - 5.1.8.1 - Cars going to the pit area may re-enter during any racing event during a caution period. Only during “A” and “B” Mains will the 2 minute clock be used.
 - 5.1.8.2 - *The cars must stop and report to the official at the top (outside) of turn three and be pushed off from the designated location.* Only track vehicles can push a car onto the race track. If team pushes using their own vehicle it is a disqualification.

- 5.1.8.3 - *Cars failing to be pushed off from the staging area will be disqualified from further participation in that event.*
- **5.1.9 – Race Completion**
 - A race is not considered complete until the checkered flag appears. If a yellow or red flag must be thrown after the checkered flag appears, the race is officially over and the posted pay-off will be made in the same manner as a yellow or red flag realignment. Any cars causing the yellow or red flag to be displayed will be put to the rear of the line- up of official finish as would appear for a restart.
- **5.1.10 – Official Distance**
 - 5.1.10.1 – One lap over halfway through the “A” Main shall constitute a complete race in the event that a stoppage is required.
 - 5.1.10.2 – If the race is stopped and ruled complete, the finishing positions will be paid in the same manner as yellow or red flag realignment. Any cars causing the stoppage will be put to the rear of the line-up of official finish as appears for a restart.
 - 5.1.10.3 – In the event of weather causing the stoppage, the payoff will be made according to the last scored lap by the leader previous to the red flag.

6.0 Scoring:

- 6.1 - Timing and Scoring will be electronic via transponders (A.M.B. model TranX260) or Flex Transponders with human backup
- 6.1.1 - Transponders are required and are available for purchase (AMB models or Flex) or rent (\$20 per night) at the draw table when you register for competition for the evening.
- 6.1.2 - Rental units must be returned before pay will be released.
- 6.1.3 - Drivers who have their own unit must leave the unit code with the registrar for scoring purposes.
- 6.1.4 - Transponders must be mounted behind the frame diagonal located behind the front torque tubes and ahead of the front axle as indicated in the drawing below.



- 6.1.5 - The transponder must be located as close to the bottom frame rail as possible.
- 6.1.6 - Cars with Transponders found in locations other than that indicated above during post-race inspection will be penalized two (2) positions.
- 6.1.7 – Lap scoring will occur on the lead car. If the yellow or red flags appear, scoring will freeze and all cars that have crossed the start / finish line at that time will be lined up in that order for the restart. All other cars that have yet to cross the start / finish line will be lined up according to their order on the previously completed lap.

7.0 Points:

- 7.1 –The championship Point System is designed to reward loyalty and consistency to the drivers who support the Action Sprint Tour on a regular basis. Anyone wishing to collect Championship Points must be a member, with a valid Action Sprint Tour Membership, in good standing of the Action Sprint Tour

8.0 Registration:

- 8.1 - All drivers must complete a Registration form before being allowed to compete (*whether they intend to become a member or not*). An Action Sprint Tour Membership (\$75 up until practice night, \$100.00 after this date.) is required to accumulate points toward the season championship. Points accumulated will be awarded to the driver.

9.0 Year End Points Fund Distribution:

- 9.1 - Will be awarded to the top ten drivers who have participated in 80% of all scheduled point events during the race season.
- 9.2 – To collect year end points fund and bonuses, driver must be present at year end

banquet

10.0 CHAMPIONSHIP POINTS:

- 10.1 - Championship points will be awarded to member drivers per the following scale.
 - 10.1.1 - Championship points will be awarded to Action Sprint Tour MEMBERS ONLY.
 - 10.1.2 - 15 Points will be awarded to any member driver who is scheduled for any race and fails to start.
 - .

A Main

1 – 85	5 – 74	9 – 66	13 – 58	17 – 50	21 - 42
2 – 81	6 – 72	10 – 64	14 – 56	18 – 48	22 - 40
3 – 78	7 – 70	11 – 62	15 – 54	19 – 46	23 - 38
4 – 76	8 – 68	12 – 60	6 – 52	20 – 44	24 - 36

B Main

7 – 30	11 - 26	15 - 22	19 - 18		
8 - 29	12 - 25	16 - 21	20 - 17		
9 - 28	13 - 24	17 - 20	21 - 16		
10 - 27	14 - 23	18 - 19	22 - 15		

11.0 Final Point Tabulation

- 11.1 - Following the conclusion of the evening's racing program on Friday, September 7th, the 2020 Point Champion will be awarded to the driver who has accumulated the most points over the season.

12.0 Cars not taking the initial heat race green flag:

- 12.1 - If a car did not take the initial green flag in a heat race, it will start last in a "B" Main. Cars will not be allowed to join the field if they miss the initial green.

13.0 Race Length:

- 13.1 - All Heats will be 8 laps.
- "B" Main will be 12 laps unless otherwise posted.
- "A" Main will be 20 laps unless otherwise posted.

14.0 Starting Field:

Action Sprint Tour – 2020

- 14.1 - All "A" Main events will start 24 cars. Unless otherwise posted.

15.0 Rookies

15.3 – The Action Sprint Tour reserves the right to move any car from their drawn/earned position and place them at the rear of the field if they feel the driver or car presents a danger to the other competitors if they were to start in their drawn/earned position.

Drivers with no large car/large track experience Must start Tail in their qualifying heats and will retain starting positions at the discretion of the Race Director.

16.0 Scales:

- 16.1 - Any and all cars may be requested to report to the scales at any time. Failure to report when instructed will result in disqualification and being scored last in that event.

17.0 Redraw and B-Main and Feature Line Up Procedures

- 17.1 – At the completion of the nightly heat races passing points will be calculated based on your starting position when the white flag is displayed.
- 17.2 – The top 8 finishers from each heat will become eligible for the A-Main redraw to take place at the scales following the final heat race.
- 17.4 – The driver with the top passing total will draw first followed by the driver with the 2nd passing point total and so on until all 8 drivers have redrawn.

2020 Sprint Tour Race Procedures

- Heat race line-ups to be determined by pill draw.
- As each number is drawn for a car, that number will be posted. This procedure will be repeated until a number has been drawn for each car that wishes to compete.
- The lowest number drawn will be placed on the pole of the first heat, the next lowest number on the pole of the second heat, etc. Once the pole positions are filled in each heat, the next lowest number goes to the outside of the front row of the first heat, etc.
- If there are an uneven number of cars to equally distribute between heats, the last cars will be placed at the back of the lowest numbered heats.
- Cars must hot lap in heat race groups. **(No Exceptions)**
- Any cars not represented by a pill draw shall be placed at the rear of the heat race with the lowest number of cars.

FORMAT FOR 30 CARS or LESS:

- Three (3) eight (8) lap heat races. Top six (6) finishers in each heat will advance to the "A" Main. Top 8 in passing points will redraw for positions 1 thru 8.
- Positions 9 through 18 will line up straight up based on finishing positions in the qualifying heats.
- If there are over 24 cars a "B" Main will be required. They will line up straight up based on passing points earned in the qualifying heats. The top six (6) finishers will transfer to the "A" Main. They will occupy positions 19 to 24 and line straight-up as per their finishing order from the "B".
- If less than 24 cars are present or remain in competition a "B" Main will not be required and the field will be completed after position 18 based on passing points earned in the qualifying heats

FORMAT FOR 31 to 40 CARS:

- Four (4) eight (8) lap heat races. Top five (5) finishers in each heat will advance to the "A" Main. Top 8 in passing points will redraw for positions 1 thru 8.

- Positions 9 through 20 will line up straight up based on based on passing points earned in the qualifying heats
- If a “B” Main is required. They will line up straight up based on based on passing points earned in the qualifying heats.
- The top four (4) finishers will transfer to the “A” Main. They will occupy positions. 21 to 24 and line up straight-up as per their finishing order from the “B”.

FORMAT FOR 41 to 60 CARS:

- Five (5) eight (8) lap heat races. Top five (4) finishers in each heat will advance to the “A” Main. Top 8 in passing points will redraw for positions 1 thru 8.
- Positions 9 through 20 will line up straight up based on based on passing points earned in the qualifying heats
- If a “B” Main is required. They will line up straight up based on based on passing points earned in the qualifying heats.
- The top four (4) finishers will transfer to the “A” Main. They will occupy positions. 21 to 24 and line up straight-up as per their finishing order from the “B”.
- If a “C” Main is required. They will line up straight up based on based on passing points earned in the qualifying heats.
- The top four (4) finishers will transfer to the “B” Main. They will occupy positions. 21 to 24 and line up straight-up as per their finishing order from the “C”.

2020 602 Crate Sprint Car

Official Car Specifications

1.0 – GM Circle Track Crate Engine *Part # 88958602/#19258602*

- 1.1 – Must remain stock.
- 1.2 – Leitch Performance Engines, Klotz Engine Machine Shop, DSE, and Lafrance Performance will be the only authorized engine conversion facilities.
- 1.3 – All 602 Crate Engine conversions must be completed by Leitch Performance Engines, Klotz Engine Machine Shop, DSE, or Lafrance Performance and will be sealed upon completion with Ohsweken Speedway issued seals.
- 1.4 - Any tampering with engines or engine seals will result in a (1) one year suspension, a monetary fine may also be included.
- 1.5 – At the discretion of the track engines may be removed and subject to further inspection.
- 1.6 – If at any time tech is refused on the engine the driver and car will be suspended for a minimum of 2 racing events.
- 1.7 – Stock HEI Ignition. Welding of mechanical advance will be allowed.
- 1.8 – Vacuum advance lockout devices such as Proform 67022C will be allowed. All other devices require prior approval from Technical Director.
- 1.9 – The use of anti-spill valves on the carburetor vent tubes and valve cover vent tubes is Mandatory in the interest of preventing fires during a roll over.
- 1.10 Valve Spring Shims are NOT allowed

2.0 – Oil Pan/Pump/Pick up

- 2.1 – Oil Pan Part # CP106LTRB (Champ Pans)-**Mandatory**
- 2.2 – Oil Pump Part # M55 (Melling Oil Pump)-Suggested
- 2.3 – Oil Pump Pick Up Part # 20-030 (Canton)-Suggested

3.0 – Carburetor

- 3.1 – Holley Carburetor Part # 0-80535-1 **MUST REMAIN BOX STOCK-Mandatory**
- 3.2 - Jets and power valves may be changed.
- 3.3 - Carburetor must be mounted parallel to intake.
- 3.4 - Track Officials reserve the right to exchange any competitor's carburetor at any time.
- 3.5 - No air induction inserts or other devices to direct air to intake.

4.0 – Air Filter

- 4.1 – ONE round type air filter element maintaining a minimum of 4 inches and a maximum of 14 inches in diameter will be permitted.
- 4.2 - K& N style filters will be allowed.
- 4.3 - No special air cleaner top or bottoms that direct air into the carburetor.
- 4.4 – No plastic air cleaner’s tops or bottoms. (metal only)
- 4.5 – All air shall be filtered through the filter element.
- 4.6 - No carburetor inserts to direct air into the carburetor.
- 4.7 - No air boxes, hoses, or any device that directs air into the air cleaner.
- 4.8 - No ram air.
- 4.9 – The car must be equipped with an air filter.

5.0 – Carburetor Spacer/Fuel Log

- 5.1 –Spacer Part # 6006 (Mr. Gasket)-**Mandatory**
- 5.2 – Fuel Log Part # 26156 (All Star) -Suggested

6.0 – Fuel Pump/Adapter

- 6.1 – Fuel Pump Part # 9351 (Pro/Cam) -Suggested
- 6.2 – Fuel Pump Adapter Part # 308-10100 (Sweet Mfg Inc.) – **Mandatory**
- 6.3 – Fuel Pump location must be in the driver’s cockpit.

7.0 – Timing Chain/Gears

- 7.1 – Timing Chain Part # 9-3100 (Cloyes) –Suggested
- 7.2 – Upgrade of Timing Chain is strongly recommended. Cost is \$120.00.

8.0 – Headers

- 8.1 – Header Part # 1052LV (Schoenfeld) or Motorstate PN #SCH1012LV (Schoenfeld)
- 8.1 – Headers inside surface must remain stock. Outside of headers may be coated/painted/etc.

9.0 – Front Cover Gaskets

- 9.1 – Front Cover Gasket Part # 87240 (Allstar) -Suggested

10.0 – Intake Gaskets

- 10.1 – Intake Gasket Part # MS16167 (Victor) -Suggested

11.0 – Rear Cam Seal

- 11.1 – Rear Cam Seal Part # 90085 (Allstar) -Suggested

12.0 – Cam Spud

- 12.1 – Cam Spud Part # 934-0005 (ARP) -Suggested

13.0 – Rear Counter Weight

- 13.1 – Rear Counter Weight Part # BER 372-NC-EXT (BERT) -Suggested

14.0 – Yoke and Bolts

- Yoke Part # WIN 65856 (Winters) -Suggested

15.0 – U-Joint

- 15.1 U-Joint Part # Aftermarket # 153 -Suggested

16.0 – Weight

- 16.1 – Minimum **1600 lbs.** weight (with driver; no fuel added) after the race.
- 16.2 – Zero tolerance.
- 16.3 – Tubing and nerf bars must be hollow.
- 16.4 – Cars not meeting minimum weight will be disqualified for that race, scored last, and start scratch in any further race that evening after meeting minimum weight.
- 16.5 – No titanium parts allowed except in rear ends.
- 16.6 Any Bolted Weight must be painted white, securely mounted, and approved by tech inspectors.

17.0 – Shocks

- 17.1 – Twin Tube Shocks only.
- 17.2 – No Gas Shocks will be allowed.
- 17.3—Non-Cockpit Adjustable Shocks allowed.

18.0 – Rear End Gear Rule

- 18.1 – Maximum Rear End Gear Ratio allowed at Ohsweken is 5.42.
- 18.2 – For Races outside Ohsweken a Gear Ratio of 5.67 May be Used

19.0 – Torsion Stop Retainers

19.1 -Torsion stop retainers will be mandatory on all four corners. The retainer may be of the rod-type with a securing cap or insert with an expanding mandrel and/or any other approved torsion stop retainer design. Torsion stop retainers must be installed and used in accordance with the manufacturer's instructions.

The following torsion bar retainers have been approved for competition;

- a.) Moose Block 1200 Retainer Kit
 - b.) All Star Performance All Star 10730 Retainer
 - c.) Maring Safety Retainer
 - d.) Butlerbuilt Mandrel
 - e.) KKR grove and clip
 - f.) Kaeding Clip
 - g.) DMI – T-REX (Torsion Restraint Express System)
 - h.) Schroeder Part number “BARS” (for Schroeder bars with relief in ends)
 - i.) Schroeder Part Number: “RWLAR” (Wedge Lock)
- The approved Torsion Arm Stop may be revised from time-to-time with additional approvals and/or other changes to the approved list.

20.0 – Brakes

- 20.1 – Steel or aluminum rotors only.

21.0 – Chassis

- 21.1 – Any sprint chassis is allowed.
- 21.2 – The roll cage must be of a four-post design.
- 21.3 – No dirt champ cars.
- 21.4 – No elliptical tubing used on or as part of the main frame structure.
- 21.5 – No chassis/suspension cockpit-adjustable devices (excluding top wing slider) are allowed.
- 21.6 – **12 Volt dry cell battery only. Must be mounted to the chassis.**

22.0 – Fuel Tank

- 22.1 – Fuel tank must have bladder or Fuel Safe Enduro Cell
- 22.1.1 Fuel Safe Enduro Cell will not be allowed for 2021 and beyond.
- 22.2 – Fuel tanks must be securely fastened.
- 22.3 – Any means of mounting the tank must meet the approval of the officials.
- 22.4 – Tank size used for qualifying must remain for all events.

23.0 – Wheels

- 23.1 - No dual wheels are allowed.
- 23.2 - No carbon fiber wheels.
- 23.3 - Maximum allowed width of 18 inches for right rear wheel.
- 23.4 - Maximum allowed width of 15 inches for left rear wheel.
- 23.5 – Mud covers must have a minimum of 5 steel Dzus buttons or a minimum of 3 steel bolts minimum 5/16” in diameter.
- 23.6 – Mechanical Bleeders WILL be allowed.

24.0 – Carbon Fiber

- 24.1 – No carbon fiber parts allowed in the suspension or drive line.

25.0 – Mufflers

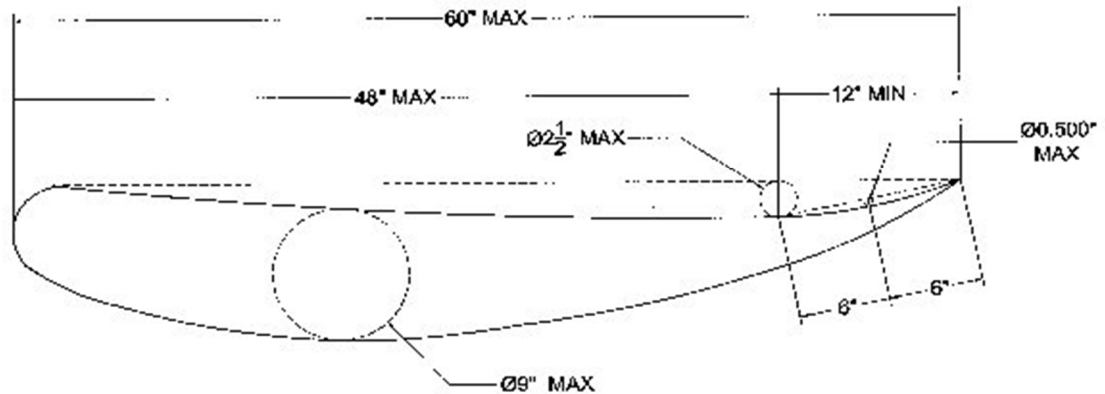
- 25.1 – Although MUFFLERS not required, use of a *Schoenfeld Muffler PN: #112535* is recommended.

26.0 – Driveline System

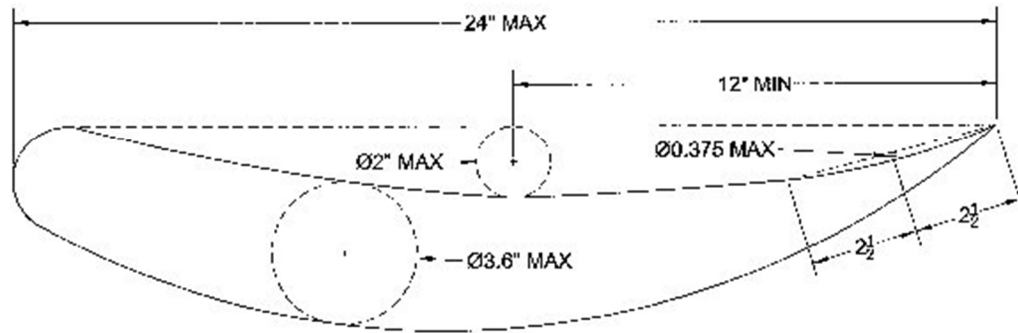
- 26.1 – All driveline systems must be properly installed, reinforced and/or covered. A **steel** driveline hoop or restraint is **MANDATORY**. A *Torque Tube Tether and U-Joint scatter shield is Highly Recommended*.
- 26.2 – Steel DriveShaft Only

27.0 – Wings:

(TOP)



- 27.1 – Maximum top wing size of 25 square feet with 30-inch side panels. Maximum center foil width 60 inches covered with aluminum. Side boards must be mounted at 90 degrees to the center foil. The deepest point allowed in the top surface of the wing will be 2-1/2 inches measured from top front of wing to the rear edge. The 12-inch section located at the rear of the Center Foil must not have the belly/curl arc out of proportion with the rest of the Center Foil. The belly/curl arc must span the entire length of the Center Foil and appear to be a gradual arc with the deepest point no further back than 48 inches from the leading edge. As measured on a 12-inch straight edge, the belly at 6 inches from the rear of the Foil may not be deeper than 1/2 inch. Top surface of the wing measuring crosswise must be flat. Center foil must be one piece. No split wings or bi-wings. No vent holes. Top wings must not extend beyond outside of rear tires. Core thickness not to exceed 9 inches.
- 27.2 – Top wing sideboards maximum size, 72 inches long and 30 inches tall. Panels must be of one-piece construction. Panels must be fabricated flat so as to have no turnouts or flaps exceeding 1.25 inches including reinforcement (reinforcement not to exceed 1.25 inches).
- 27.3 – NO turn-up (wicker bill) on 90 degree angle allowed at rear of center foil on dished wings. Flat top wings may utilize a 1" turn-up (wicker bill) on 90 degree angle at the back edge of the top wing.
- 27.4 – Two stationary rudders will be allowed to run under the entire length of the underneath portion of the top wing. Nowhere shall the rudder exceed 3 inches in height.
- 27.5 – No car will be allowed to compete without a top wing.
(FRONT)



- 27.6 – Maximum front wing size to be 6 square feet total with a maximum width of 36 inches and 12-inch side panels. The belly/curl arc must span the entire length of the front foil and appear to be a gradual arc with the deepest point, no further back than 12 inches from the leading edge. The belly/curl arc must start at the front foil's leading edge and shall not exceed a depth of 2 inches. The 5" section located at the rear of the front foil must not have a bell/curl arc that is out of proportion with the rest of the front foil. As measured on a 5-inch straight edge, the belly at 2 ½ inches from the rear of the foil may not be deeper than 3/8 inch. (This 3/8 inch measurement ensures that the belly/curl arc is gradual). Top surface from side to side must remain flat. Core thickness not to exceed 3.5 inches.
- 27.7 – Front wing side boards maximum size, 12 inches tall and 26 inches long with no more than one inch overhang from the center foil front edge to the side board front edge.
- 27.8 – The Front Wing must not extend beyond outside of front tires.
- 27.9 - Sideboards may have front, back, top, and bottom turnouts of no more than 1 inch.
- 27.10 – One-inch maximum turn-up (wicker bill) allowed on any front wing.
- 27.11 – No rudders on Front Wings.
- 27.12 – No moving parts allowed on or in foil structure.
- 27.13 – Front Wing may not be cockpit or driver adjustable while the car is stationary or in motion.
- 27.14- **Cars must place track issued contingency decals in the way that Series lays out. Map to follow.**
- 27.15 – Wings must be fabricated of metal alloys only. NO fiberglass, carbon fiber, or other similar material may be used.
- 27.16 – No body pieces to extend beyond or underneath front torsion tube except hood. No wedges or foils underneath race car. No pieces may be added to the frame so as to resemble, imitate or be specifically designed to deflect, trap or form a wind break of any nature, except those used to cool/protect the motor & braking system.

- 27.17 – Sunshields cannot restrict vision.
- 27.18 – Cockpit adjustable front-to-rear (hydraulic) sliders are allowed on Top Wing.
- 27.19 – No vent holes or louvers are allowed on any wing (or sideboard) surface.
- 27.20 – *Wing sideboards must be mounted at 90 degrees to the center foil.*

28.0 – Front (Wing; Axle; Bumper) Locations

- 28.1 – Leading edge of Front Wing, Front Axle, and Front Bumper in relationship to location of front Torsion Tubes must be maintained.
- 28.2 – The leading edge of the front wing cannot be further than 20 inches forward of the leading edge of the front axle.
- 28.3 – The distance from the leading edge of the front bumper to the leading edge of the front torsion tube is a maximum of 8".
- 28.4 – The maximum distance from the leading edge of the front bumper to the leading edge of the front axle is 23 1/2 inches.
- 28.5 – The Front Wing leading edge must remain at least 1 inch behind the front edge of the front bumper.

29.0 – Bumpers

- 29.1 – All rear bumpers must be steel.
- 29.2 – Diameter must be a minimum of one inch. Minimum .065 thickness, and must be bolted in place (no pins, cotter keys, or pop rivets).
- 29.3 – Maximum distance from the leading edge of the front bumper to the leading edge of the front torsion tube is a maximum of 8".
- 29.4 – The maximum distance from the leading edge of the front bumper to the leading edge of the front axle is 23-1/2".

30.0 – Front axle

- 30.1 – Steel only. Minimum sizes: 2 inches by .156, 2-1/4 inches by .120, 2-3/8 inches by .095.

31.0 – Nerf bars

- 31.1 - Steel only. Nerf bars must be bolted in place (no pins, cotter keys, or pop rivets).

32.0 – Protective rock screen

- 32.1 - A protective rock screen must be installed in front of the driver with no larger than 2" x 2" square openings.

33.0 – Floor pan

- 33.1 - Steel or aluminum only.

34.0 – Tires

- 34.1 -20.1 –Right Rear Hoosier 38230HTC 105/18 –HTC plated
Left Rear tires 31169 92/15-RD12, 31189 94/15-RD12, 31209 96/15-RD12
Front Tires 31131 D12 85/80 must be used for all Ohsweken sanctioned sprint events.
- 34.3 - Left Front is the only tire you can run flat.
- 34.4 - Use of tire softner prohibited.

35.0 – Fuel

- 35.1 – Methanol or ethanol fuel only.
- 35.2 –Top lube or fuel-coloring agents are discouraged but the only additives allowed; performance-enhancing fuel additives are not allowed.
- 35.3 – Suspected fuel will be tested at the team's expense and moneys will be withheld until results are returned to Ohsweken Speedway.
- 35.4 – If fuel found to contain performance-enhancing additives, disqualification will result in forfeiture of all monies won.

36.0 – Numbers

- 36.1 – Numbers must be visible and neat in appearance.
- 36.2 – Numbers must be on both the left and right side of the tail, as well as the side panels and center foil of the top wing.
- 36.3 – Numbers must be at least 16 inches high, and letters at least 12 inches high, on the top wing.
- 36.4 – In the event of duplicate numbers, teams may be asked to temporarily add a unique letter to their number in all locations on the car.

37.0 – Car's equipment

- 37.1 – Use a securely fastened steering wheel with a quick disconnect and removable steering wheel.
- 37.2 – A tether is MANDATORY on the drag-link, attached to the frame.

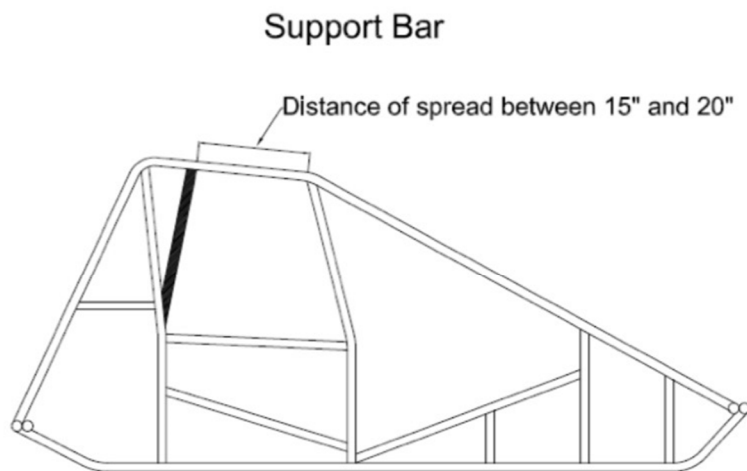
- 37.3 – Steel drag links, tie rods, and Heim Ends on steering are mandatory.
- 37.4 – No aluminum roll cages, front axles, frames, rear bumpers or nerf bars.
- 37.5 – All roll cages must be higher than the driver's helmet.
- 37.6 – Opening on left-hand side of cockpit must be a minimum of 14 inches.
- 37.7 – Opening on right-hand side of cockpit must be a minimum of 12 inches.
- 37.8 – Side body panel designs and/or concave surfaces that, in the sole discretion of Action Sprint Tour Officials, are intended to trap, alter and/or direct airflow for the purpose of gaining an aerodynamic performance advantage will not be permitted.
- 37.9 – No body pieces are to extend beyond or underneath the race car. A minimum wheel base of 83 inches or a maximum wheel base of 90 inches is allowed.
- 37.10 – No pop rivets or cotter keys to be used to fasten wings, bumpers or nerf bars to race car.
- 37.11 – No drilled or hollowed bolts in the car's steering components.
- 37.12 – The sprint car cannot be raced without a hood.
- 37.13 – If a rear bumper is lost during a race, the car may continue until the car is stopped.
- 37.14 – All cars Components must be compatible for competition in the 360 Sprint class. No unique Crate Sprint only components.
- - 37.13.1 – If a red flag situation occurs, the rear bumper must be replaced in the allotted time before it can be restarted.
- 37.14 – Metal fasteners are strongly suggested.
- 37.15 – A right-hand side head restraint system is recommended; it is also recommended for the left-hand side. In some cases, head nets may not be required if the seat restraint system is approved by track officials.
- 37.16 – Knee pads or other devices to keep the knees from banging around on objects and causing injuries are encouraged.
- 37.17 – Shoulder/helmet restraints are also encouraged.
- 37.18 – Carbon Fibre Body Panels are NOT allowed.

38.0 – Roll Bars and Padding:

- 38.1 – Roll cage MUST have protective padding.
- 38.2 – Roll bar padding MUST cover the upper part of the roll cage on both sides, and behind the drivers head.
- 38.3 – Roll bar padding must also be placed on any bars near the driver's head.

- 38.4 – A type of Styrofoam or fiberglass insulation of one-inch thick with an upholstery-type covering is suggested.
- 38.5 – If arm-a-fax or foam rubber is used, it should be considerably thicker.
- 38.6 Safety/ Support bars are mandatory in 2020. All cars must have them.

See Drawing below:



39.0 – Driver seat:

- 39.1 - Driver's seat is required and must be securely fastened with a minimum of four bolts.
- 39.2 – A high back style seat is mandatory.
- 39.3 – A padded head rest is recommended.
- 39.4 – A fuel/fume deflector is recommended.
- 39.5 – Fuel/fume deflector should be wider than driver's seat and extend from floor pan underneath seat to turn-up behind seat.
- 39.6 – Safety harness and lap belts **MUST** be routed through the belt holes in the side and back of seat.

40.0 – Seatbelts

- 40.1 – Seatbelts should have the five- or six-point configuration of attachment to the frame or roll cage.
- 40.2 – The shoulder belts should be attached behind the seat to the frame or roll cage parallel or higher than the driver's shoulders.
- 40.3 – Belts must be no more than three years old.

41.0 – Driver's equipment

- 41.1 - Drivers are required to wear a proper fitting, SA 2015 or newer SNELL approved full face Helmet.
- 41.2 – A Flame Retardant drivers suit, Gloves, socks, underwear (unless 3 layer suit is utilized), and shoes are required.
- 41.3 – A head sock is also suggested. Helmets; Driver Suits; fastened seat belts, shoulder harness, anti-sub strap, and arm restraints are to be used anytime the car is started.
- 41.4 – A head and neck support or restraint system is mandatory. (Use of HANS Device is highly recommended).
- 41.5 – Safety belts and arm restraints must be no more than three years old and contain unaltered SFI safety labels. Arm restraints built into drivers suit must be in good repair and subject to approval of technical director.
- **42.0 – Cockpit adjustments**
 - 42.1 – Other than wing sliders, NO cockpit adjustable devices are allowed.
 - 42.2 – This includes, but is not limited to brake bias, shocks, suspension, and fuel.
 - 42.3 – No Wiring will be allowed inside the cockpit.
 - 42.4 – All wiring to instruments must protrude from the engine compartment through the firewall and directly into the instrument.

43.0 – In-Car Communication

- 43.1 – No two way radios are allowed.
- 43.2 – RACECEIVER One way radios (ch; 454.000) are mandatory.
- 43.2 – No Mobile Devices allowed in cars during competition.

44.0 – Technical Inspection

- 44.1 - Post Race Technical Inspection carried out within the confines of the Tech Barn will be completed under the following guideline:
 - Cars to be inspected must proceed immediately to the Tech Inspection area after exiting the race track.
 - No team members are allowed to touch or remove any part of the race car without receiving prior approval of the Head Tech Official; (remember the area between the tech barn and the turn two exit is restricted)
 - Cars (with Driver) must enter the tech area as instructed by inspectors. Drivers must be move their race car onto scales or be assisted by track officials only if needed;
 - Access in the tech barn will be restricted to the car driver and two crew members. Each will be issued an inspection area pass (maximum 3 per car) that must be worn at all times while inspection is taking place and surrendered to the head tech inspector when inspection is complete;
 - The team is responsible for preparing only the area(s) of the race car for inspection as requested by the HEAD TECH OFFICIAL in a timely manner.
- 44.2 – Any participant (team) who refuses to allow tech officials to inspect their car at any time or follow inspection directions and procedures will be subject to the following:
 - Immediate disqualification from the event.
 - Loss of points and prize money for that event.
 - Credited with a feature win for handicapping purposes (*if applicable*).

- 44.3 – Participants found to be illegal and disqualified during technical inspection shall be subject to the following:
 - Disqualification from the event.
 - Loss of points and prize money for that event.

- 44.4 – A second infraction for deemed illegal or technical issues will result in the following:
 - Disqualification from the event.
 - Loss of points and prize money for that event.
 - TOTAL LOSS of ALL ACCUMULATED POINTS to DATE. (*Attendance record will not be affected for year-end perfect attendance award*)
- 44.5 – All new cars must arrive at the track one hour prior to start time and report to the tech inspector.
- 44.6 – If car does not meet our rules it will not be able to compete. No exceptions.

- 44.7 – All cars are subject to inspection by Action Sprint Tour officials at any time and in any manner determined by track officials. All decisions regarding the timing and manner of the inspections, as well as which cars will be inspected, are final.
- 44.8 – Action Sprint Tour reserves the right to confiscate any illegal components at any time as deemed necessary.
- 44.9 – Action Sprint Tour reserves the right to impound any car for any reason at any time.

45.0 – Technology

- 45.1 – No traction control devices of any kind allowed.
- 45.2 – This includes mechanical and electronic traction control devices.
- 45.3 – No wheel speed sensors permitted.
- 45.4 – No microprocessor-operated or -controlled parts (such as fuel injections, fuel systems, etc.).
- 45.5 – Cars may be asked to disconnect tachometers at discretion of the technical committee.
- 45.6 – No electronic tire bleeders allowed.

46.0 – Engine Repairs

- 46.1 – If any engine repairs are needed, all work must be authorized by Action Sprint Tour Appointed tech director. A proper request must be submitted and approved prior to any commencement of work.
- 46.2 – All replacement heads must be purchased through the speedway and Strickland GMC.
- 46.3 – All existing seals will be removed and a new set will be installed to reflect the repair work and have associated documentation.
- 46.4 – Head replacement work must be witnessed by a tech official whenever possible.

If any you have questions please contact Clinton Geoffrey, Action Sprint Tour Director
clintongeoffrey@gmail.com

APPROVED ACTION SPRINT TOUR CRATE ENGINE BUILDERS

DSE Performance Inc.

thatcher@dseperformance.com

www.dseperformance.com

[905-765-8880](tel:905-765-8880)

Contact: Dale Stroud or Thatcher Krupp

265 Argyle St. N

Caledonia, ON N3W 1K9

Klotz Auto Repair & Engine Machine Shop

klotzauto@bellnet.ca

www.klotzautorepair.ca

519-620-4664

Contact: Mike or Mark Klotz

330 Dundas St. S.

Cambridge, ON

N1R 5S2

Leitch Performance Engines

gary@leitchperformanceengines.com

www.leitchperformanceengines.com

519-988-0037

Contact: Gary Leitch

4080 North Service Road, Unit 21

Windsor, ON

N8W 5X2

Lafrance Performance

lafranceperformance@hotmail.com

[615-551-6212](tel:615-551-6212)

Contact: Yves Lafrance

16397 County Rd 2

Long-Sault ON

K0C 1P0